













Short-term forecast
























































Today

May 27, 2019














			 °C	 %	 hPa	 km/h	 mm/h	 °C
19 h		Overcast	10.1	89	1003.7	6.0 ◀	0.0	10.1
20 h		Overcast	9.6	89	1003.6	6.5 ◀	0.0	8.9
21 h		Mostly Cloudy	9.2	89	1003.4	6.9 ◀	0.0	8.3
22 h		Mostly Cloudy	8.8	90	1003.0	7.1 ◀	0.0	7.8
23 h		Mostly Cloudy	8.5	91	1002.5	7.3 ▲	0.0	7.4

Tomorrow





May 28, 2019

			 °C	 %	 hPa	 km/h	 mm/h	 °C
0 h		Mostly Cloudy	8.2	92	1001.9	7.6 	0.0	7.0
1 h		Mostly Cloudy	8.1	92	1001.2	8.2 	0.0	6.8
2 h		Mostly Cloudy	8.1	92	1000.4	8.8 	0.0	6.6
3 h		Mostly Cloudy	8.2	91	999.5	9.3 	0.0	6.7
4 h		Mostly Cloudy	8.3	90	998.6	9.5 	0.0	6.7
5 h		Mostly Cloudy	8.2	89	997.7	9.5 	0.0	6.6
6 h		Mostly Cloudy	8.1	89	996.8	9.5 	0.0	6.5
7 h		Mostly Cloudy	8.3	89	995.9	9.7 	0.0	6.6
8 h		Overcast	8.5	89	995.1	10.0 	0.0	6.9
9 h		Overcast	9.2	87	994.2	10.6 	0.0	7.6
10 h		Overcast	10.4	82	993.1	11.7 	0.0	10.4
11 h		Overcast	12.1	76	991.9	13.0 	0.0	12.1
12 h		Overcast	13.6	71	990.5	13.9 	0.0	13.6
13 h		Overcast	14.8	68	988.9	14.0 	0.0	14.8
14 h		Overcast	15.7	66	987.2	13.5 	0.0	15.7
15 h		Overcast	16.2	66	985.8	12.9 	0.0	16.2
16 h		Overcast	15.9	67	984.9	12.0 	0.0	15.9
17 h		Overcast	15.1	70	984.3	11.1 	0.2	15.1
18 h		Overcast	14.2	73	984.2	11.6 	0.4	14.2
19 h		Overcast	13.2	78	984.7	14.3 	0.6	13.2
20 h		Light Rain	11.8	86	985.7	18.4 	1.0	11.8
21 h		Light Rain	10.6	92	986.7	21.5 	1.2	10.6
22 h		Light Rain	10.2	91	987.6	20.8 	0.7	10.2
23 h		Overcast	10.1	88	988.5	19.2 	0.2	10.1


Long-term forecast

		 °C	 %	 hPa	 km/h	 mm/h
Mon	 Light rain in the morning.	14.1 / 8.5	83	1003.9	6.1 ▼	0.2
Tue	 Light rain starting in the evening.	16.2 / 8.1	82	991.9	7.3 ▲	0.2
Wed	 Foggy in the afternoon.	14.3 / 6.8	81	990.5	13.1 ▼	0.2
Thu	 Rain in the morning.	11.9 / 6.3	87	988.6	12.0 ▲	0.5
Fri	 Light rain in the afternoon.	8.2 / 5.0	84	991.1	10.5 ▲	0.3
Sat	 Foggy in the morning.	9.4 / 5.4	79	999.5	14.1 ▼	0.3
Sun	 Mostly cloudy throughout the day.	11.2 / 7.7	82	1007.1	14.5 ►	0.1
Mon	 Foggy starting in the afternoon.	12.1 / 6.1	79	1002.8	10.3 ▼	0.1





























Station averages

	 °C	 %	 hPa	 km/h	 mm/h	 °C
26 May	10.9 / 5.6	91.9	1007.4	5.5	4.1	9.3 / 3.3
27 May	10.7 / 4.7	92.7	1013.0	2.7	4.7	8.9 / 2.9
28 May	10.0 / 2.2	91.0	1017.8	2.2	1.0	8.6 / 0.5
29 May	10.8 / 0.1	90.4	1016.6	2.4	3.2	8.5 / -1.9
30 May	9.9 / 2.3	92.7	1014.2	1.0	3.0	9.1 / 0.4
31 May	10.5 / 3.2	88.0	1016.6	4.8	1.8	8.2 / 1.0
1 Jun	9.5 / 3.0	90.2	1019.4	2.3	0.4	8.3 / 1.1
2 Jun	9.4 / 4.3	93.7	1018.2	2.5	1.9	7.9 / 2.8
3 Jun	9.1 / 4.9	92.4	1015.0	10.7	5.0	6.0 / 1.1

Station extremes

	 °C	 %	 hPa	 km/h	 km/h	 mm/h	 °C
26 May	15.0 2019	100.0 2016	1017.6 2015	38.9 2015, 2018	38.9 2015, 2018	11.2 2018	15.7 2019
	2.2 2018	77.0 2015	987.8 2016	-	-	-	-2.9 2015
27 May	13.9 2019	100.0 2016	1024.4 2018	24.1 2018	27.3 2019	11.9 2018	15.0 2019
	1.7 2016	72.0 2017	1001.4 2016	-	-	-	-0.1 2016
28 May	11.7 2017	100.0 2016	1028.8 2018	22.2 2015	22.2 2015	3.6 2016	11.1 2017
	-1.1 2017	74.0 2015	993.6 2016	-	-	-	-3.3 2017
29 May	13.9 2015	100.0 2016, 2017	1028.5 2018	27.8 2015	27.8 2015	12.2 2016	12.6 2017
	-2.8 2018	58.0 2015	995.3 2016	-	-	-	-5.3 2018
30 May	12.8 2015	100.0 2016	1025.4 2018	16.7 2016	16.7 2016	7.6 2016	12.7 2015
	-3.3 2018	74.0 2018	1003.1 2016	-	-	-	-6.2 2018
31 May	15.6 2015	100.0 2015, 2016	1024.0 2018	40.7 2015	40.7 2015	6.9 2016	12.9 2015
	-2.8 2018	55.0 2015	1006.8 2016	-	-	-	-5.7 2018
1 Jun	11.7 2015	99.0 2017	1030.1 2018	22.2 2016	22.2 2016	1.5 2016	11.2 2017
	-2.8 2018	57.0 2015	1003.4 2015	-	-	-	-6.4 2018
2 Jun	11.1 2017	100.0 2015	1030.1 2018	33.3 2016	33.3 2016	5.6 2016	11.0 2017
	-1.7 2018	83.0 2017	998.3 2015	-	-	-	-4.1 2018
3 Jun	11.1 2016	99.0 2015	1027.4 2016	40.7 2015	40.7 2015	8.9 2015	9.9 2016
	-3.9 2018	73.0 2018	997.6 2015	-	-	-	-7.2 2018

Almanac

					
27 May	08:15	17:14	539 min  	901 min 	
28 May	08:16	17:13	537 min  	903 min 	
29 May	08:17	17:13	536 min  	904 min 	
30 May	08:18	17:12	534 min  	906 min 	
31 May	08:19	17:11	532 min  	908 min 	
1 Jun	08:20	17:11	531 min  	909 min 	
2 Jun	08:21	17:10	529 min  	911 min 	
3 Jun	08:22	17:10	528 min  	912 min 	